

Inspection chamber for green roofing

Function:

The inspection chamber reliably holds back coarse dirt in green roofs and prevents it from accumulating at the gully. Larger dirt particles are also retained. The gully's functionality remains guaranteed. The chamber cover can be removed for inspection and maintenance purposes.

Installation:

The inspection chamber is positioned centrally above the drain and the drainage point. The gravel guard is then inserted into the opening and clamped tightly in place. The chamber cover is put in place, after which gravel is pushed against the inspection chamber on all sides to fix its position and the substrate is filled around it. Alternatively, pouring the substrate directly against the inspection chamber can be avoided.

Material:

PVC Light Grey, cold impact resistant, weather-resistant

Delivery unit:

Inspection chamber frame welded construction with associated chamber cover, ready for installation, without gravel guard

Variants:

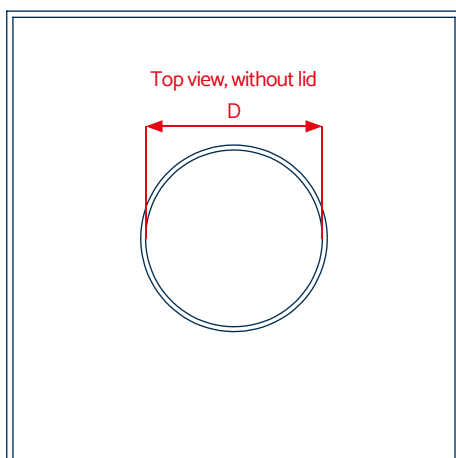
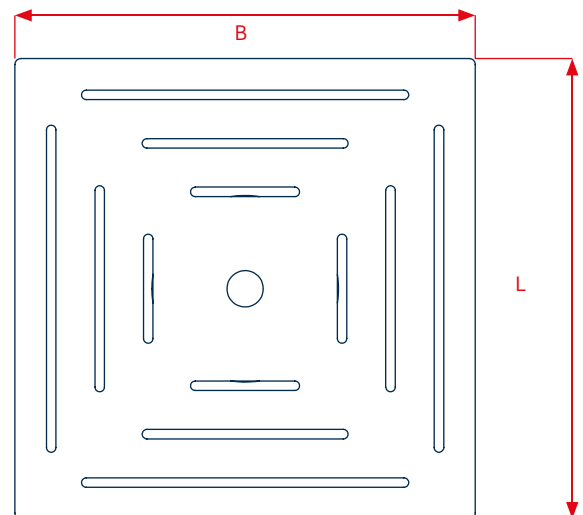


Universal size; deviating dimensions available on customer request

Packaging units:

Delivery in box, PU 1 piece

Accessories:

- Gravel guard Vario Fix
- Gravel guard classic



Technical data	
L	380 mm
B	380 mm
H	160 mm
D	147 mm

KALA - KUNSTSTOFFE | Karl-Heinz Lange GmbH+Co.KG reserves the right to make technical changes.