

# Inspection chamber for extensive green roofing

**Attention:** The processing instructions from the manufacturers of the drainage elements into which the attenuation unit is installed must be observed.

Each attenuation unit is calculated individually and can only be used for the application for which it was calculated.

**Function:**

The inspection chamber reliably holds back coarse dirt in extensive green roofs and prevents accumulation at the gully. Larger dirt particles are also retained. The gully's functionality remains guaranteed. The chamber cover can be removed for inspection and maintenance purposes.

**Installation:**

The inspection chamber is placed centrally over the drainage point. The KALA attenuation unit can also be used, if desired. The chamber cover is placed on top and gravel is pushed against the inspection chamber on all sides to fix its position. The substrate is then poured around the chamber. Direct pouring the substrate against the inspection chamber should be avoided. Alternatively, a gravel stop strip can be mounted between the gravel and the substrate.

**Material:**

PVC Light Grey, cold impact resistant, weather-resistant.

**Delivery unit:**

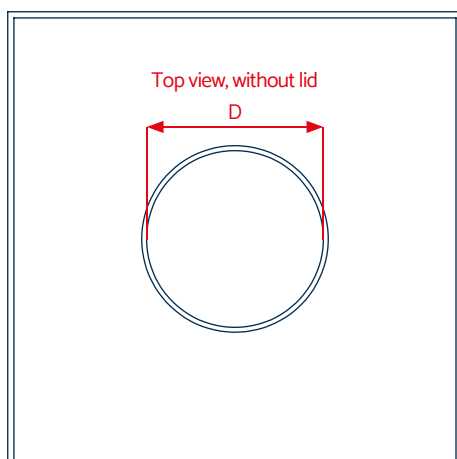
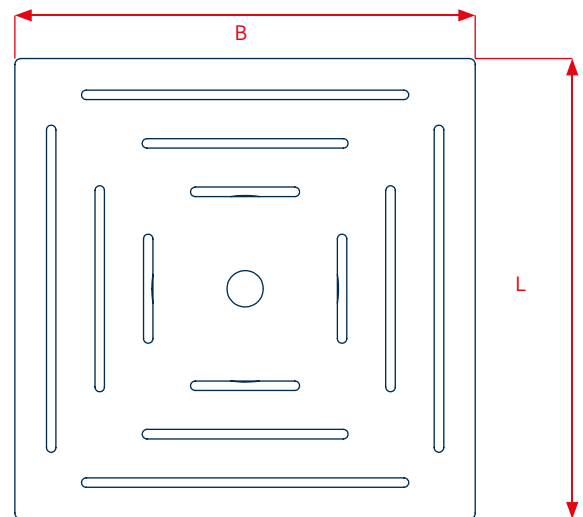


Inspection chamber frame, welded construction with associated chamber cover, ready for installation

**Packaging units:**

Delivery in box, PU 1 piece

**Accessories:**

Attenuation unit, removable



Technical data	
L	380 mm
B	380 mm
H	100 mm
D	125 mm

KALA - KUNSTSTOFFE | Karl-Heinz Lange GmbH+Co.KG reserves the right to make technical changes.