

# Emergency Overflow

## Data Sheet

# KALA®

Progress  
Through Skills

### Function:

Horizontal drainage of flat roofs via the roof edge. Connection to a pipe system for water drainage or free flow. When used for emergency drainage, the exact installation point must be coordinated with the planner to avoid excess water levels on the roof.

### Type of connection:

welding; direct connection to the roof sheeting: PVC, PP, PE, BIT (with a laminated bitumen sleeve).

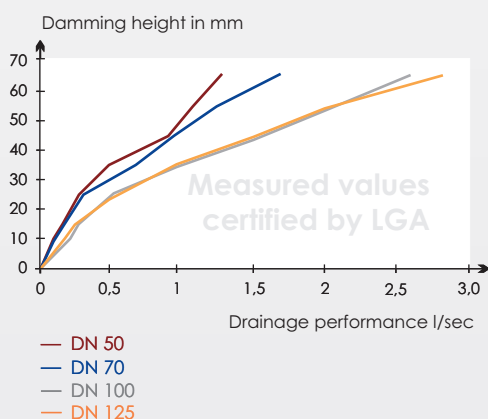
### Options:

All four material types can be supplied in the diameter sizes:  
D50/DN50  
D63  
D75/DN70  
D110/DN100  
D125/DN125

### Packing:

packed in box;  
packing unit = 1 piece

### Drainage performance in l/sec



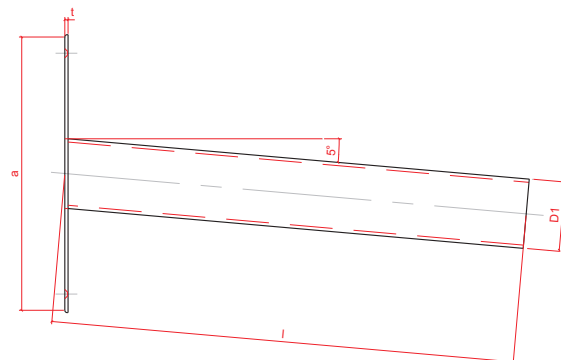
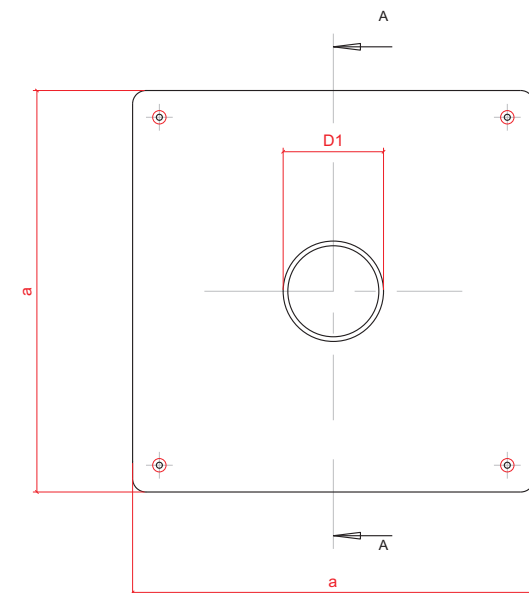
The installation specifications of the roof sheeting manufacturers must be adhered to; the materials and material compounds used are subject to change; where necessary, further tests are to be carried out.

Custom-made products cannot be exchanged.

For further information please call your KALA technical advisor.

KALA, K.-H. Lange GmbH+Co. KG reserves the right to any change as may be technically or legally required without prior notice.

Last update: February 2018



### Emergency overflow

D1	50/63/75/110/125	mm
a	300	
l	500	
t	3.0	
Pipe incline 5°		