

KALA terrace support system

Function:

Terrace support for the installation of all surface types, particularly stone slabs and boardwalk finishes. The height adjustment and equalizing elements permit easy levelling of surfaces and slopes. In combination with the pressure disc, which is available as an accessory, the KALA support forms a sliding support system for direct installation on seals. Additional protective mats must be fitted in areas frequented by the public, such as entrances to public buildings, cafeterias, etc.

Versions:

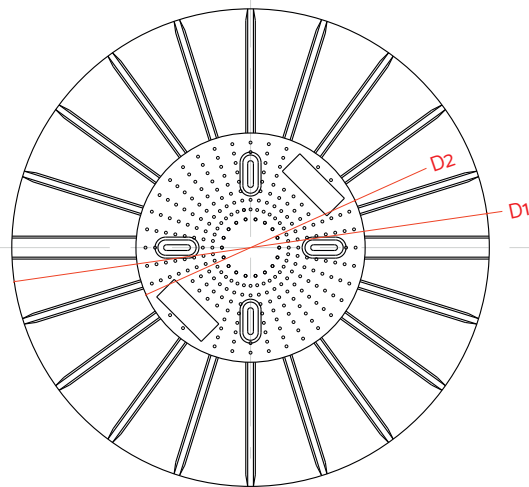
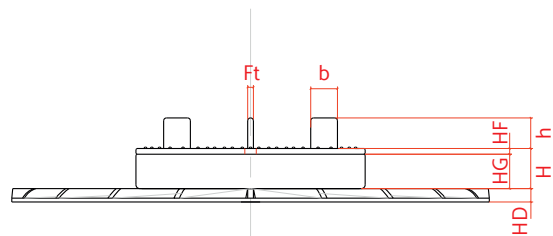
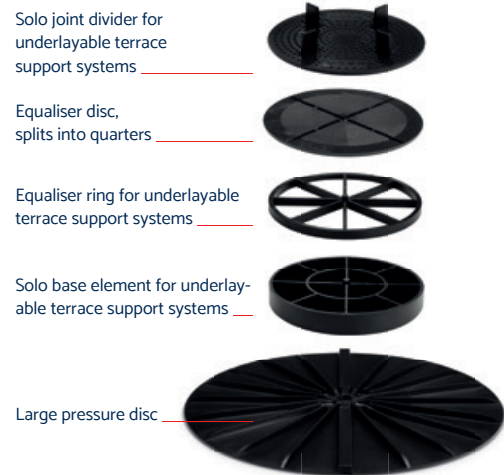
- Tile spacers for joint widths of 3 mm, alternatively 4 mm, different joint widths available as an option
- Detachable tile spacer for laying in bond or at the edge

Package units:

- Supplied in cartons, each containing 100 units
- Support system (joint divider and basic element) or joint divider solo, basic element solo

Accessories:

- ProSilent equaliser disc for terrace support systems, splits into quarters, D 112 mm
- Equaliser disc, splits into quarters, D 120 mm
- Equaliser ring for underlayable terrace support systems, D 120 mm
- Large pressure disc, D 250 mm
- Small pressure disc, D 200 mm



Technical data		
D1	250	mm
D2	120	
Ft	3, alternatively 4	
H	21	
HG	18	
HF	3	
HD	7	
h	16	
b	14	
Optional equalising elements: Equaliser disc, splits into quarters H=3 mm, Equaliser ring for underlayable terrace support systems H=6 mm		